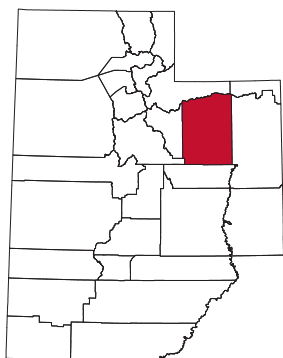


Duchesne County

Duchesne County, comprised of high Uinta mountain wilderness, had a 6.5% share of leisure and hospitality jobs, ranking 29th statewide in the year 2015. Duchesne County, once the land of Ute Indians, fur trappers, and the U.S. Calvary, was opened to homesteaders in the early 20th century. In 2012, Duchesne County experienced an economic boom in the oil and gas industry, which has slowed considerably since that time.

This economic downturn has impacted the economy and is reflected in the decreases in Duchesne's leisure and hospitality sector. Aside from Duchesne's economic hardships, outdoor enthusiasts are drawn to Duchesne County's vast mountain stretches and



hundreds of pristine high-altitude lakes on the weekends. Starvation State Park and Big Sandwash Reservoir offer fishing and boating opportunities, while Nine Mile Canyon acts as an "outdoor museum" showcasing ancient Indian rock art and dwellings. Duchesne County is also home to King's Peak—Utah's highest mountain that tops out at 13,528 feet. Backpacking, horseback riding, cross-country skiing, and wildlife-viewing are popular activities in Duchesne County's High Uintas Wilderness Area located in the Ashley National Forest.

Travel and Tourism at a Glance

	2015	2014	change
Duchesne County Pop.	20,862	20,319	2.7%
State of Utah Pop.	2,995,919	2,944,498	1.7%
T-R Sales Tax Revenues	\$267,074	\$305,244	-12.5%
L&H Taxable Sales	\$17,060,542	\$20,127,314	-15.2%
L&H Jobs	414	443	-6.5%
L&H % of Total Jobs	6.5%	5.8%	12.1%
L&H Wages	\$5,210,992	\$5,384,736	-3.2%

T-R = "Travel-Related," L&H = "Leisure and Hospitality"

Travel-Related Tax Revenues

	2015	2014	change
County Transient Room Tax	\$81,688	\$102,727	-20.5%
Municipal Transient Room Tax	\$7,996	\$13,641	-41.4%
Resort Communities Sales Tax	—	—	—
Restaurant Tax	\$177,390	\$188,877	-6.1%
Motor Vehicle Leasing Tax	\$0	\$0	—

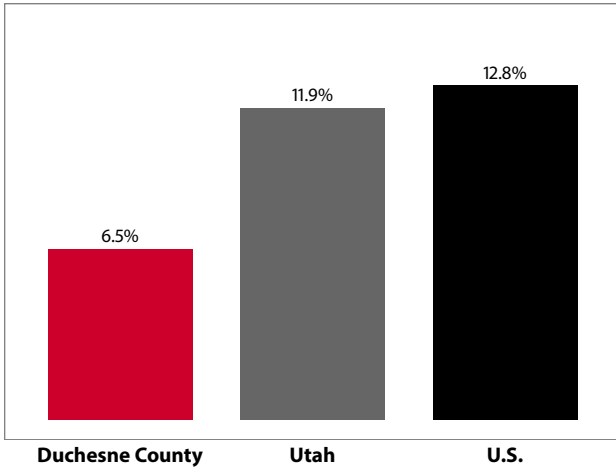
Source: Utah State Tax Commission

Gross Leisure & Hospitality Taxable Sales

	2015	2014	change
Accommodation	\$2,582,012	\$3,605,716	-28.4%
Arts, Ent., & Rec.	\$820,000	\$927,996	-11.6%
Food Service	\$13,658,530	\$15,593,602	-12.4%

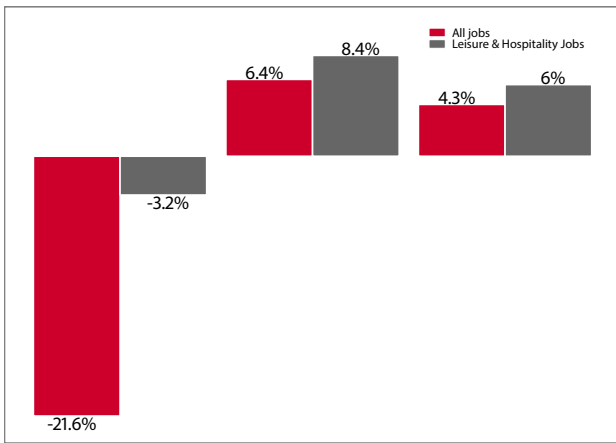
Source: Utah State Tax Commission. T-R sales tax revenue is only a small portion of total direct travel-related tax revenues.

**Private-Sector Leisure & Hospitality
Share of Employment: 2015**



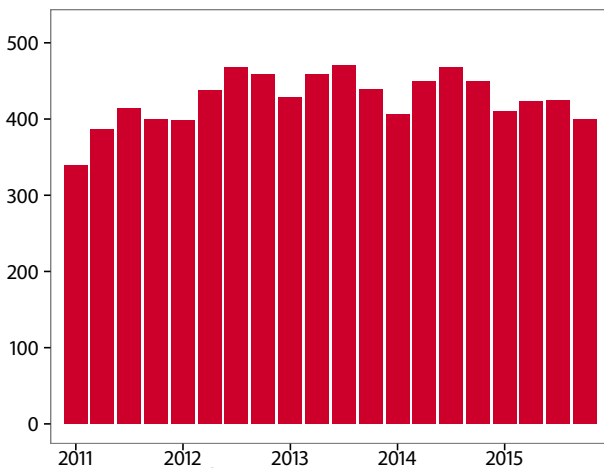
Source: U.S. Bureau of Labor Statistics

Year-over Percent Change in Private-Sector Wages



Source: U.S. Bureau of Labor Statistics

Private-Sector Leisure & Hospitality Jobs



Source: U.S. Bureau of Labor Statistics

Year-over Change in Travel-Related Private-Sector Jobs

	2015	2014	change
Accommodation	126	137	-11
Food Service	274	286	-12
Air Transportation	-	-	-
Amusement and Recreation	-	-	-
Gasoline Stations	184	324	-140
Miscellaneous store retailers	26	21	5
Museums/Parks/Historical sites	-	-	-
Perf. Arts/Spectator Sports	-	-	-
Scenic and Sightseeing Transportation	-	-	-
Sporting Goods/Hobby/Books Stores	-	-	-
Transit and Ground Passenger Transport	-	-	-

Source: U.S. Bureau of Labor Statistics (BLS). The marker “-” indicates that the job count for this industry is not disclosed by BLS for this area.

Monthly Hotel Occupancy Rates

Data is not available for this county

Accommodations Industry: County vs. State

Data is not available for this county