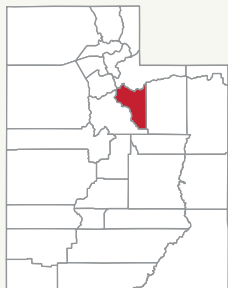


## Wasatch County



With a growth rate of 47.9%, Wasatch County was the fastest growing county in Utah between 2010 and 2020. This resulted in a 2020 Census population of 34,788, making Wasatch County the 12th largest county in the state.<sup>1</sup> Between 2010 and 2020, Wasatch County added 11,258 residents, driven by net migration.

Wasatch County's population is projected to grow from 34,933 on July 1, 2020 to 81,022 in 2060. The median age is projected to rise from 35.5 in 2020 to 46.1 in 2060. Additional details on age groups are included below.

Wasatch County's ranks among Utah's most economically diverse counties. Analysts expect the economy to grow, driven by population growth, tourism assets, and the Wasatch Campus of Utah Valley University.

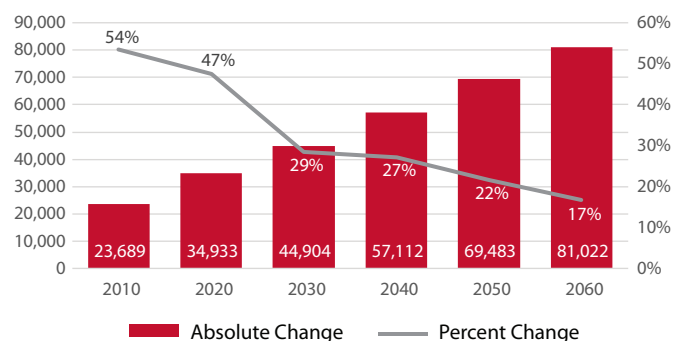
## Key Findings

- **Historical context** – Between 2010 and 2020, Wasatch County grew by 11,258 residents. At 47.9%, Wasatch County was the fastest growing county in Utah this decade. Driven by net migration, this resulted in a 2020 Census population of 34,788, the 12<sup>th</sup> largest in Utah.
- **Regional context** – Wasatch County is part of the Greater Salt Lake Region. This 12-county economic region functions largely as a single consumer market and labor market.
- **Population growth** – Wasatch County's population is projected to grow from 34,933 on July 1, 2020 to 81,022 in 2060. Wasatch County's overall population ranking is projected to increase from 12<sup>th</sup> largest in 2020 to tenth largest in 2060.
- **Components of change** – Net migration will be the primary driver over of growth in Wasatch County, with natural increase decreasing to near zero at the end of the projection period.
- **Age composition** – Wasatch County's population ages over the projection horizon. The share of the total population age 65 and older is projected to more than double, from

12.3% in 2020 to 24.7% in 2060. The share of the population under 18 is projected to decline, from 30.3% in 2020 to 19.8% in 2060. The median age is projected to rise from 35.5 in 2020 to 46.1 in 2060.

- **Economic growth** – Wasatch County's employment is projected to increase from 17,625 in 2020 to 29,396 in 2060. Growth sectors include construction and professional, scientific and technical services, contributing 37% of the employment growth over the projection period.

### Historic and Projected Growth in Wasatch County

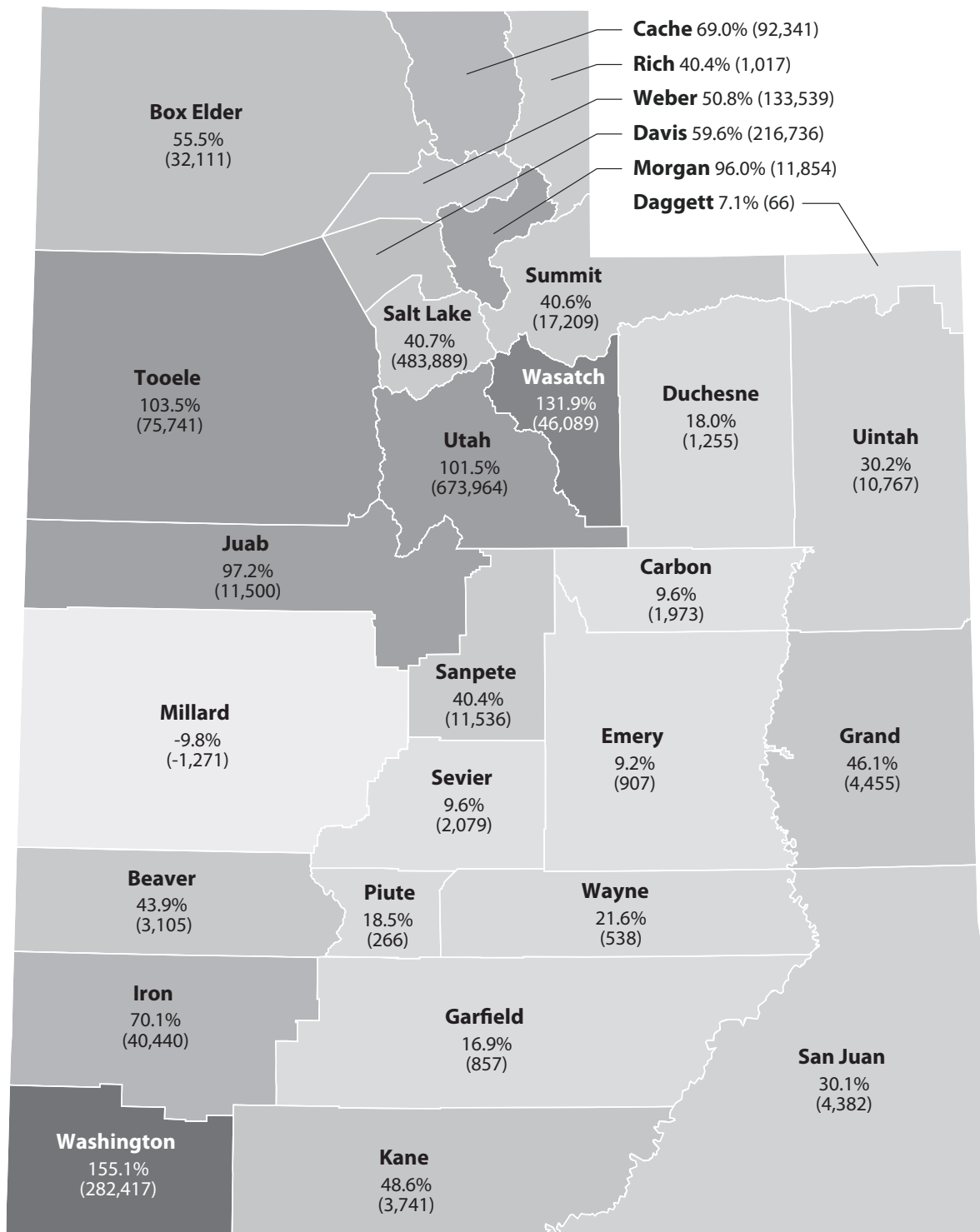


Source: Kem C. Gardner Policy Institute, 2020-2060 Projections

# Assumptions

- **Fertility** – The estimated 2020 Total Fertility Rate (TFR) for Wasatch County is 2.20. The TFRs in all regions are predicted to decline, resulting in a TFR of 1.97 in Wasatch County in 2060. Statewide, the TFR is projected to decline from 1.99 in 2020 to 1.78 in 2060.
- **Life expectancy** – The estimated 2020 life expectancy for Wasatch County males is 78.3 and 81.9 for females. Based on historical trends, we project it to rise to 84.2 for males and 87.3 for females by 2060.
- **Resource constraints and policy choices** – These projections for Wasatch County assume no land (including slopes, flood plains, and soils), water, or other resource constraints. Policy choices such as land use, community preferences, and opportunity zones are considered as part of the local review process.

# Utah Projected County Population Absolute and Percent Change, 2020 to 2060



Source: Kem C. Gardner Policy Institute, 2020-2060 Projections

# Projected Wasatch County Growth by Category, 2020–2060

| Year | Population |                 |                    |            | Employment |                 |                    | Households |                 |                    |                       |
|------|------------|-----------------|--------------------|------------|------------|-----------------|--------------------|------------|-----------------|--------------------|-----------------------|
|      | Population | Absolute Change | Annual Growth Rate | Median Age | Employment | Absolute Change | Annual Growth Rate | Households | Absolute Change | Annual Growth Rate | Persons Per Household |
| 2020 | 34,933     | n/a             | n/a                | 35.5       | 17,609     | n/a             | n/a                | 11,040     | n/a             | n/a                | 3.1                   |
| 2021 | 35,872     | 939             | 2.7%               | 36.0       | 18,269     | 660             | 3.7%               | 11,466     | 426             | 3.9%               | 3.1                   |
| 2022 | 36,813     | 941             | 2.6%               | 36.5       | 19,212     | 943             | 5.2%               | 11,900     | 434             | 3.8%               | 3.1                   |
| 2023 | 37,735     | 922             | 2.5%               | 37.0       | 20,043     | 831             | 4.3%               | 12,333     | 433             | 3.6%               | 3.0                   |
| 2024 | 38,661     | 926             | 2.5%               | 37.5       | 20,742     | 699             | 3.5%               | 12,776     | 443             | 3.6%               | 3.0                   |
| 2025 | 39,608     | 947             | 2.4%               | 38.0       | 21,231     | 489             | 2.4%               | 13,232     | 456             | 3.6%               | 3.0                   |
| 2026 | 40,586     | 978             | 2.5%               | 38.4       | 21,637     | 406             | 1.9%               | 13,701     | 469             | 3.5%               | 2.9                   |
| 2027 | 41,605     | 1,019           | 2.5%               | 38.8       | 22,025     | 388             | 1.8%               | 14,183     | 482             | 3.5%               | 2.9                   |
| 2028 | 42,666     | 1,061           | 2.6%               | 39.1       | 22,405     | 380             | 1.7%               | 14,672     | 489             | 3.4%               | 2.9                   |
| 2029 | 43,767     | 1,101           | 2.6%               | 39.4       | 22,903     | 498             | 2.2%               | 15,172     | 500             | 3.4%               | 2.9                   |
| 2030 | 44,904     | 1,137           | 2.6%               | 39.7       | 23,185     | 282             | 1.2%               | 15,675     | 503             | 3.3%               | 2.8                   |
| 2031 | 46,064     | 1,160           | 2.6%               | 40.0       | 23,429     | 244             | 1.1%               | 16,192     | 517             | 3.3%               | 2.8                   |
| 2032 | 47,232     | 1,168           | 2.5%               | 40.2       | 23,716     | 287             | 1.2%               | 16,710     | 518             | 3.2%               | 2.8                   |
| 2033 | 48,420     | 1,188           | 2.5%               | 40.4       | 24,009     | 293             | 1.2%               | 17,238     | 528             | 3.2%               | 2.8                   |
| 2034 | 49,620     | 1,200           | 2.5%               | 40.5       | 24,352     | 343             | 1.4%               | 17,762     | 524             | 3.0%               | 2.8                   |
| 2035 | 50,839     | 1,219           | 2.5%               | 40.6       | 24,662     | 310             | 1.3%               | 18,271     | 509             | 2.9%               | 2.8                   |
| 2036 | 52,075     | 1,236           | 2.4%               | 40.7       | 24,986     | 324             | 1.3%               | 18,775     | 504             | 2.8%               | 2.8                   |
| 2037 | 53,323     | 1,248           | 2.4%               | 40.7       | 25,322     | 336             | 1.3%               | 19,284     | 509             | 2.7%               | 2.7                   |
| 2038 | 54,579     | 1,256           | 2.4%               | 40.8       | 25,624     | 302             | 1.2%               | 19,796     | 512             | 2.7%               | 2.7                   |
| 2039 | 55,839     | 1,260           | 2.3%               | 40.8       | 25,911     | 287             | 1.1%               | 20,296     | 500             | 2.5%               | 2.7                   |
| 2040 | 57,112     | 1,273           | 2.3%               | 40.8       | 26,219     | 308             | 1.2%               | 20,786     | 490             | 2.4%               | 2.7                   |
| 2041 | 58,385     | 1,273           | 2.2%               | 40.8       | 26,508     | 289             | 1.1%               | 21,359     | 573             | 2.8%               | 2.7                   |
| 2042 | 59,652     | 1,267           | 2.2%               | 40.8       | 26,800     | 292             | 1.1%               | 21,945     | 586             | 2.7%               | 2.7                   |
| 2043 | 60,914     | 1,262           | 2.1%               | 40.9       | 27,089     | 289             | 1.1%               | 22,536     | 591             | 2.7%               | 2.7                   |
| 2044 | 62,160     | 1,246           | 2.0%               | 41.1       | 27,390     | 301             | 1.1%               | 23,129     | 593             | 2.6%               | 2.7                   |
| 2045 | 63,401     | 1,241           | 2.0%               | 41.4       | 27,653     | 263             | 1.0%               | 23,735     | 606             | 2.6%               | 2.7                   |
| 2046 | 64,642     | 1,241           | 2.0%               | 41.7       | 27,907     | 254             | 0.9%               | 24,357     | 622             | 2.6%               | 2.6                   |
| 2047 | 65,874     | 1,232           | 1.9%               | 42.0       | 28,145     | 238             | 0.9%               | 24,978     | 621             | 2.5%               | 2.6                   |
| 2048 | 67,095     | 1,221           | 1.9%               | 42.4       | 28,375     | 230             | 0.8%               | 25,605     | 627             | 2.5%               | 2.6                   |
| 2049 | 68,298     | 1,203           | 1.8%               | 42.7       | 28,584     | 209             | 0.7%               | 26,237     | 632             | 2.5%               | 2.6                   |
| 2050 | 69,483     | 1,185           | 1.7%               | 43.0       | 28,752     | 168             | 0.6%               | 26,856     | 619             | 2.4%               | 2.6                   |
| 2051 | 70,672     | 1,189           | 1.7%               | 43.4       | 28,919     | 167             | 0.6%               | 27,482     | 626             | 2.3%               | 2.6                   |
| 2052 | 71,860     | 1,188           | 1.7%               | 43.8       | 29,015     | 96              | 0.3%               | 28,107     | 625             | 2.3%               | 2.5                   |
| 2053 | 73,042     | 1,182           | 1.6%               | 44.1       | 29,092     | 77              | 0.3%               | 28,738     | 631             | 2.2%               | 2.5                   |
| 2054 | 74,206     | 1,164           | 1.6%               | 44.5       | 29,144     | 52              | 0.2%               | 29,372     | 634             | 2.2%               | 2.5                   |
| 2055 | 75,350     | 1,144           | 1.5%               | 44.8       | 29,200     | 56              | 0.2%               | 30,013     | 641             | 2.2%               | 2.5                   |
| 2056 | 76,490     | 1,140           | 1.5%               | 45.1       | 29,254     | 54              | 0.2%               | 30,643     | 630             | 2.1%               | 2.5                   |
| 2057 | 77,627     | 1,137           | 1.5%               | 45.4       | 29,276     | 22              | 0.1%               | 31,283     | 640             | 2.1%               | 2.5                   |
| 2058 | 78,765     | 1,138           | 1.5%               | 45.7       | 29,307     | 31              | 0.1%               | 31,957     | 674             | 2.2%               | 2.4                   |
| 2059 | 79,903     | 1,138           | 1.4%               | 45.9       | 29,351     | 44              | 0.2%               | 32,660     | 703             | 2.2%               | 2.4                   |
| 2060 | 81,022     | 1,119           | 1.4%               | 46.1       | 29,396     | 45              | 0.2%               | 33,366     | 706             | 2.2%               | 2.4                   |

Source: Kem C. Gardner Policy Institute, 2020–2060 Projections

## Endnote

1 The decennial census count is as of April 1, 2020. Projections are as of July 1 of each year.