

UTAH LEADS TOGETHER ACCOUNTABILITY FRAMEWORK

September 3, 2020

FOCUSING AND REDOUBLING OUR EFFORTS

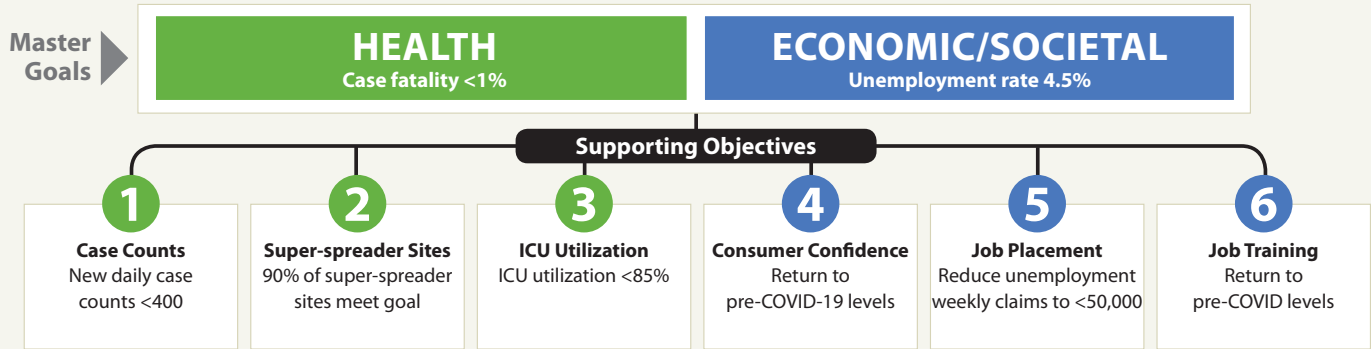
Every Utahn plays a role in Utah's recovery. We lead together.

This *Utah Leads Together Accountability Framework* presents Utah's strategic, data-driven, and concentrated effort to protect the lives and livelihoods of all Utahns. The framework includes a clear mission, two major goals, six supporting objectives, and a variety of lead measures and strategies. A scorecard of measurable targets motivates progress. Together with a refined accountability structure, the framework provides clarity and focus as Utah redoubles its efforts to minimize sickness and death, while protecting long-term social and economic health.

Mission:

Minimize sickness and death by COVID-19, while protecting long-term social and economic health in all Utah communities.

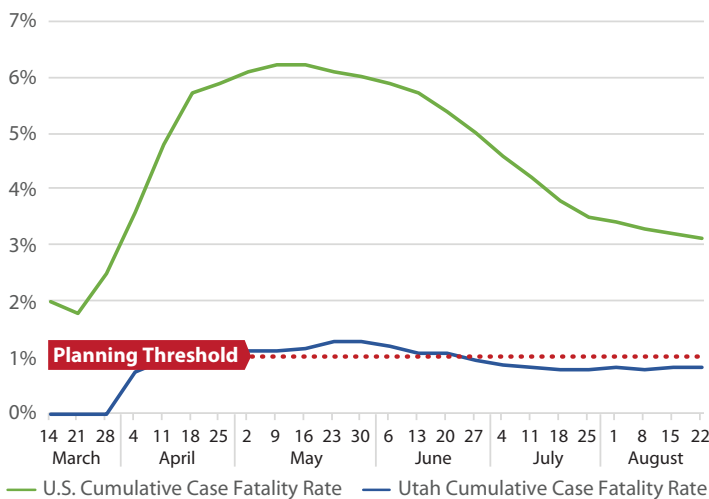
Accountability Framework



SCORECARD: MASTER GOALS

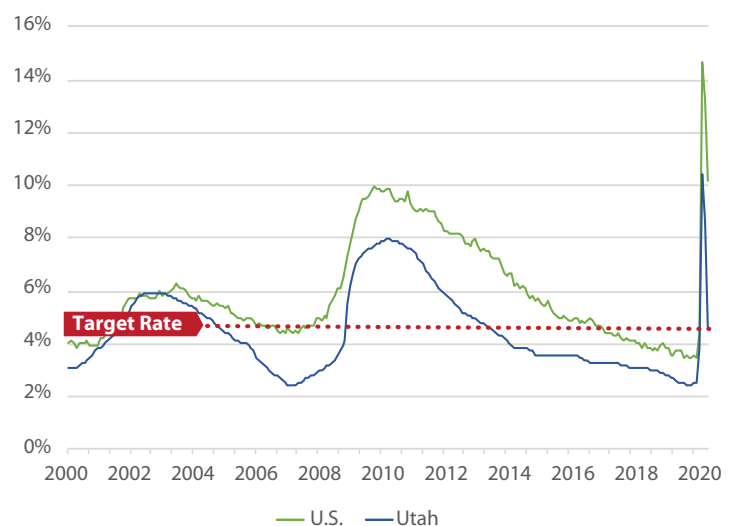
We seek to drive results in two critical areas important to the physical and economic health of Utahns.

HEALTH MASTER GOAL Cumulative case fatality rate of less than 1%



Source: Utah Department of Health

ECONOMIC/SOCIETAL MASTER GOAL Unemployment rate to 4.5% by 12/31/2020



Source: Utah Department of Workforce Services

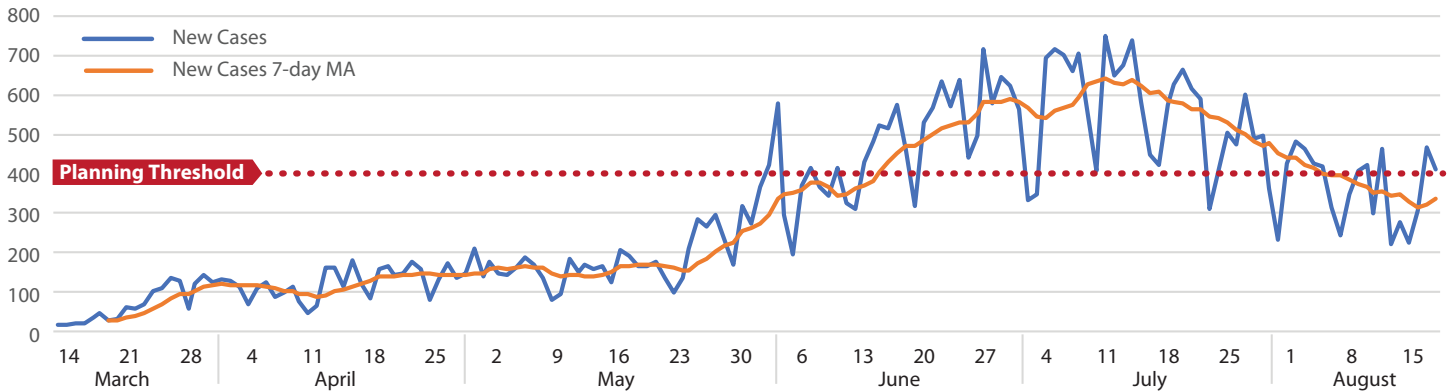
UTAH LEADS TOGETHER ACCOUNTABILITY FRAMEWORK

FOCUSING AND REDOUBLING OUR EFFORTS

SCORECARD: SUPPORTING OBJECTIVES

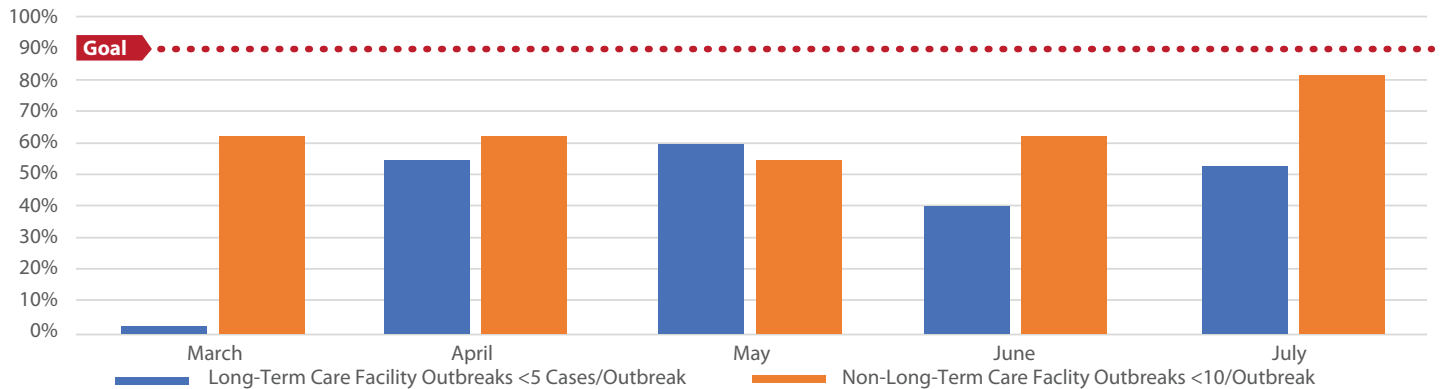
We track progress in six supporting objectives.

1 HEALTH: New Utah COVID-19 case counts below 400/day



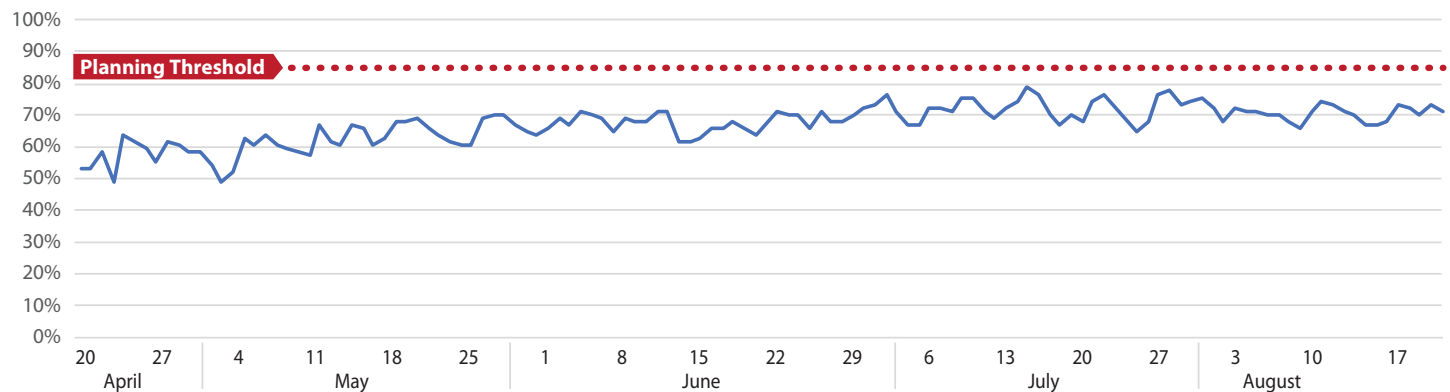
Source: Utah Department of Health

2 HEALTH: Percent of super-spreader sites meeting goal



Source: Utah Department of Health

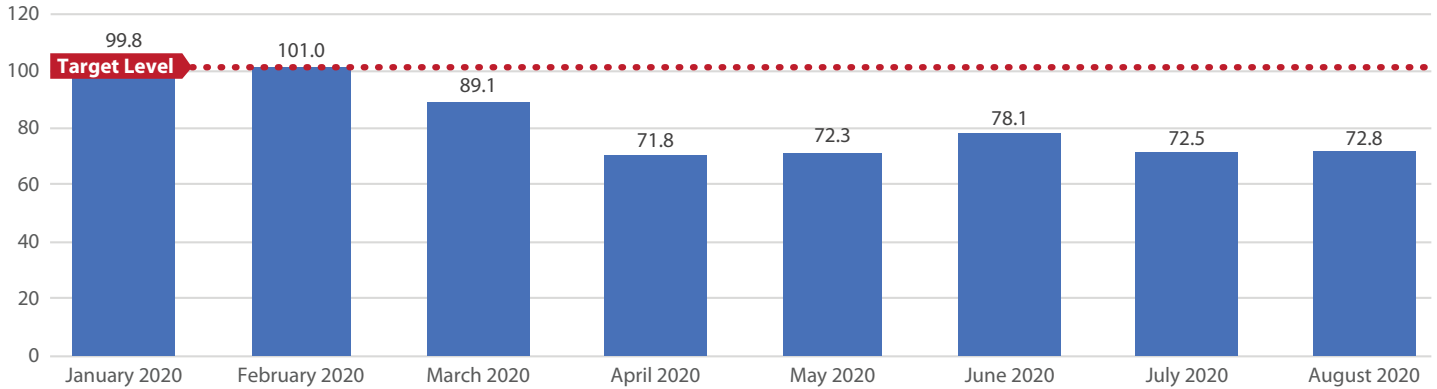
3 HEALTH: Utah ICU utilization less than 85%



Source: Utah Department of Health

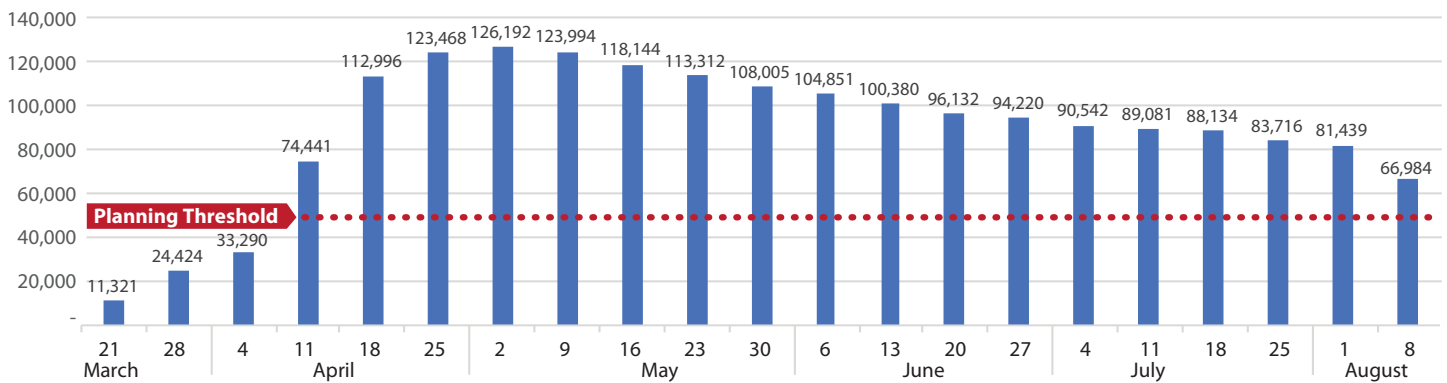
UTAH LEADS TOGETHER ACCOUNTABILITY FRAMEWORK FOCUSING AND REDOUBLING OUR EFFORTS

4 ECONOMY: Consumer Confidence index increases to pre-pandemic levels



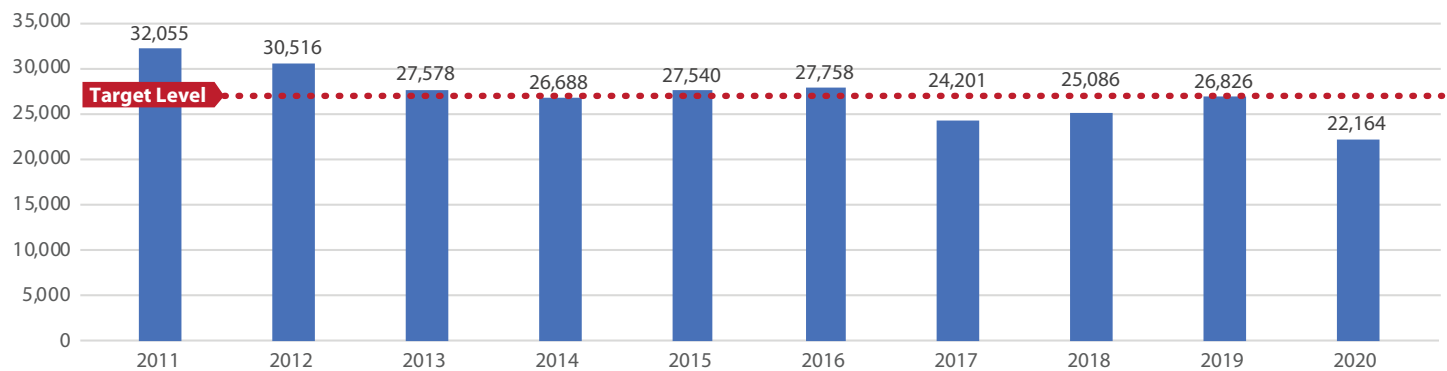
Note: The data in this chart are the U.S. indices. Beginning September 2020 Utah data will be available and tracked.
Source: University of Michigan Consumer Sentiment Survey and Kem C. Gardner Policy Institute

5 ECONOMY: Job Placement – Reduce unemployment weekly claims to <50,000



Source: Utah Department of Workforce Services

6 ECONOMY: Job Training - Return enrollment in training programs to pre-COVID levels



Source: Utah System of Higher Education

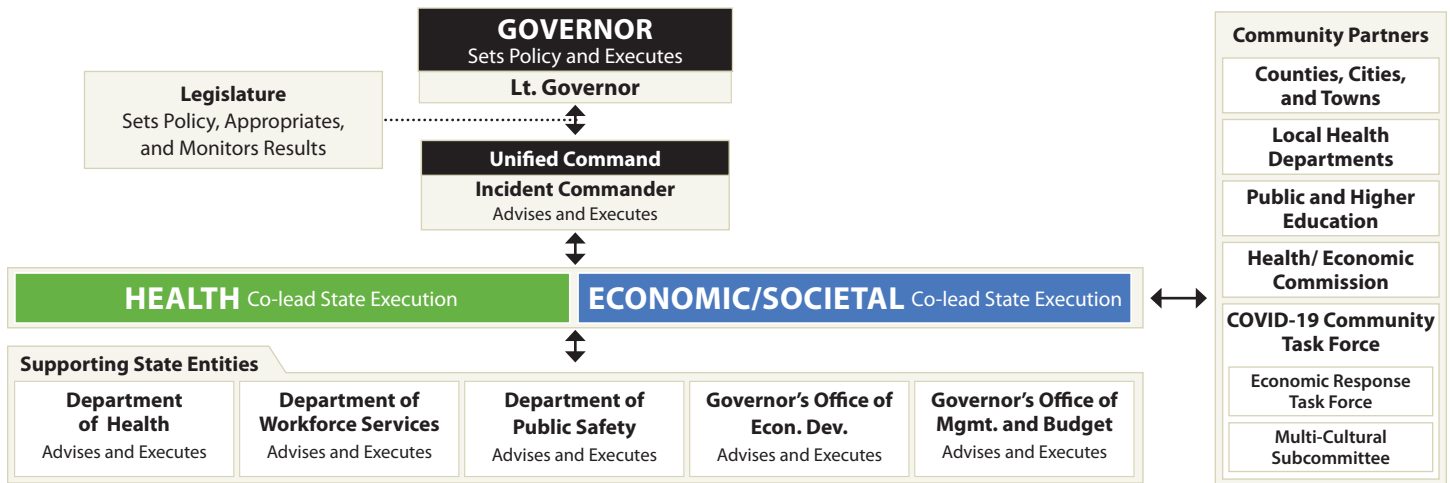
UTAH LEADS TOGETHER ACCOUNTABILITY FRAMEWORK

FOCUSING AND REDOUBLING OUR EFFORTS

Accountability Structure

Utah Leads Together includes an accountability structure that makes explicit the roles, responsibilities, and reporting relationships of Utah’s coordinated response. Under Gov. Herbert and Lt. Governor Cox’s leadership, and with legislative input and support, two gubernatorially appointed leaders—one representing health and one economic/societal—co-lead the state’s day-to-day response. Decisions are informed

by measurable goals, objectives, and lead measures, as well as the critical work of state agencies and community partners, including counties, cities and towns, local health departments, public and higher education, the statutory commission, and the COVID-19 Community Task force, which includes the Multi-Cultural Subcommittee, Economic Response Task Force, and others.



Lead Measures

Specific lead measures drive results as part of the Utah COVID-19 accountability framework. These quantifiable targets and thresholds undergird each supporting objective, include tactics and strategies (not shown here), and have a point entity assigned.

Lead measures, which will be refined and expanded over time, create focus and efficiency, capitalize on the power of measurement to yield results, and generate a rhythm of accountability that will help Utah manage this crisis through the duration of the pandemic.

New Utah COVID-19 case counts below 400/day

- Increase known contact from 82% to >85% by 10/1/2020
- Turnaround 95% of tests within 18 hours by 9/1/2020
- Reduce racial and ethnic populations’ share of cases to represent their proportional share of the population by 12/1/2020

Utah ICU utilization less than 85%

- Increase from 40% to 65% participation in flu vaccinations to protect ICU capacity
- Reduce the number of long-term care facilities with active cases from 33 to <10 by 11/1/2020
- Fewer than 250 daily cases are high-risk individuals

Percent of Super-Spreader Sites Meeting Goal

- 90% of outbreaks are <10 cases per outbreak for non-long-term care facilities and <5 cases per outbreak for long-term care facilities

UTAH LEADS TOGETHER ACCOUNTABILITY FRAMEWORK

FOCUSING AND REDOUBLING OUR EFFORTS

Increase consumer confidence to pre-pandemic levels by 12/31/2020

- Safe business outreach – 26,000 Utah businesses earn the Stay Safe, Stay Open Pledge seal of approval by 12/1/20
- Reduce the number of cases associated with the worksite by 20% by 12/1/2020
- Business Support - Target 2.5 million weekly impressions with the InUtah campaign, and 95% dispersal of all business support grant programs

Increase job placements with unemployed and furloughed individuals resulting in 50,000 or fewer unemployment weekly claims by 12/31/2020

- Increase labor exchange (jobs.utah.gov) utilization as measured by services per distinct user to a target of 5.5 per week
- Target companies heavily impacted by pandemic with mediated follow up support to aid in reactivation and creation of employment opportunities (3 contacts per week - statewide universe)

Increase enrollment in industry-aligned short-term educational programs to pre-pandemic level (26,800 enrollees)

- Increase enrollment in short-term and certificate programs at Utah higher education institutions
- Fully enroll short-term and certificate programs supported by Learn & Work funding