

## The Economic Contribution of Utah's Life Science Industry

Utah's life science industry comprises a diverse spectrum of economic activity, from research and development to manufacturing, providing goods, services, and technologies that advance personal health.

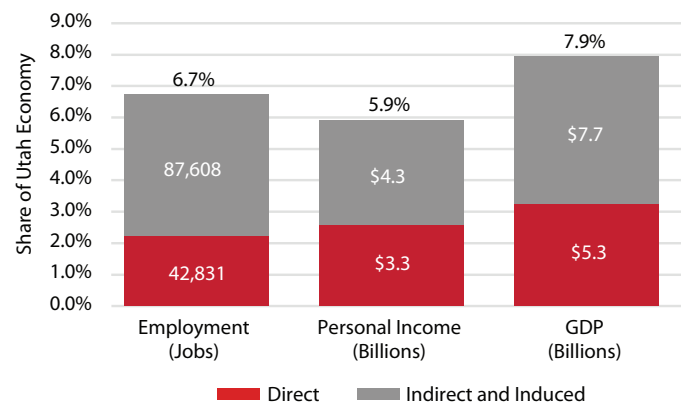
### Total Economic Contribution of Utah's Life Science Industry, 2017

- More than 130,000 jobs (6.7% of all Utah jobs)
- \$7.6 billion in personal income (5.9% of all Utah personal income)
- \$13.0 billion in state gross domestic product (7.9% of Utah GDP)

### Direct Economic Activity of Utah's Life Science Industry, 2017

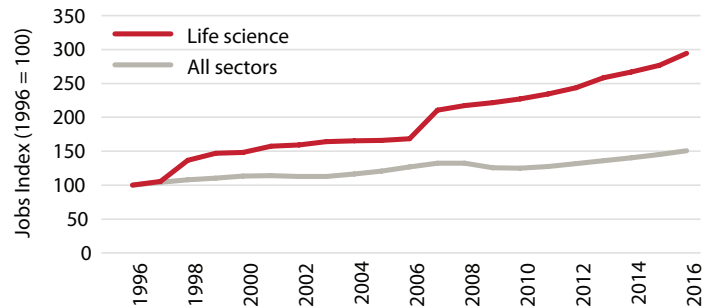
- Number of establishments: 1,038
- Full-time and part-time jobs: 42,831; result of 3.3 percent average annual growth over the last 15 years, more than twice the average pace of growth across all sectors
- Employee earnings: \$3.3 billion
- Average compensation per job: \$86,396, 46 percent higher than the statewide average for all jobs
- Sales: \$9.6 billion

### Utah Life Science Economic Contribution, 2017



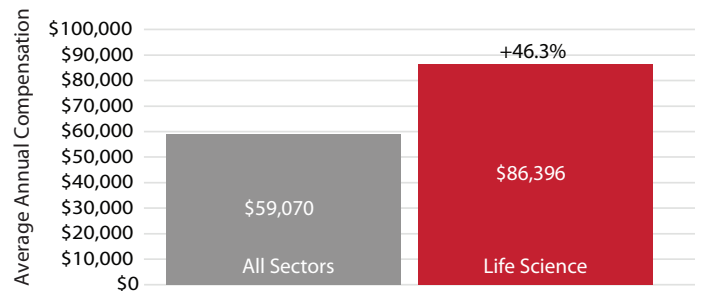
Note: Employment includes full-time and part-time jobs. Earnings is the total value of wages and benefits. Indirect economic contributions include induced effects.  
Source: Kem C. Gardner Policy Institute analysis of data from the Utah Department of Workforce Services, Utah Governor's Office of Economic Development, and Bureau of Economic Analysis, using the REMI PI+ economic model.

### Life Science Employment Compared to All Sectors, Utah 1996–2016



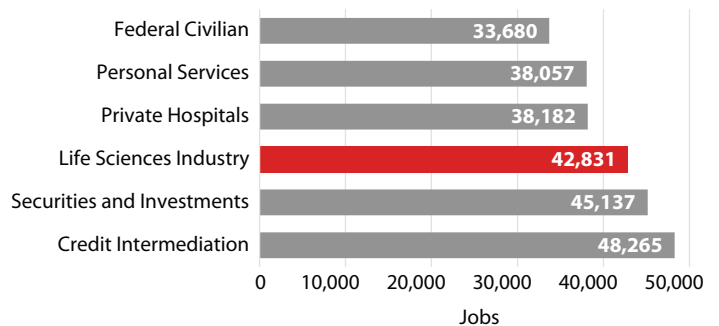
Note: Employment includes full-time and part-time jobs.  
Source: Utah Department of Workforce Services and Kem C. Gardner Policy Institute.

### Average Compensation, Utah Life Science vs. All Sectors, Utah 2017



Source: Kem C. Gardner Policy Institute, Utah Department of Workforce Services, and Bureau of Economic Analysis.

### Employment in Life Science and Selected Sectors, Utah 2017



Note: Employment includes full-time and part-time jobs.  
Source: Utah Department of Workforce Services and Kem C. Gardner Policy Institute.

These summary statistics are the result of a Gardner Policy Institute study commissioned by the Utah Governor's Office of Economic Development (GOED) and BioUtah. GOED and Gardner Policy Institute staff reviewed best practices for identifying life science companies using the North American Industry Classification System (NAICS), ultimately including 1,038 Utah establishments from 31 NAICS sectors in the analysis. The Utah Department of Workforce Services (DWS) provided aggregate wage and employment data, which researchers used to perform economic contribution analysis employing REMI regional economic modeling software.

## Partners in the Community

The following individuals and entities help support the research mission of the Kem C. Gardner Policy Institute.

### Legacy Partners

The Gardner Company  
 Intermountain Healthcare  
 Clark and Christine Ivory Foundation  
 KSL and Deseret News  
 Larry H. & Gail Miller Family Foundation  
 Mountain America Credit Union  
 Mitt and Ann Romney  
 Salt Lake City Corporation  
 Salt Lake County  
 University of Utah Health  
 Utah Governor's Office of Economic Development  
 WCF Insurance  
 Zions Bank

### Executive Partners

Mark and Karen Bouchard  
 The Boyer Company  
 Salt Lake Chamber

### Sustaining Partners

Clyde Companies  
 Dominion Energy

## Kem C. Gardner Policy Institute Advisory Board

### Conveners

Michael O. Leavitt  
 Mitt Romney

### Board

Scott Anderson, Co-Chair  
 Gail Miller, Co-Chair  
 Doug Anderson  
 Deborah Bayle  
 Cynthia A. Berg  
 Roger Boyer  
 Wilford Clyde  
 Sophia M. DiCaro

Cameron Diehl  
 Lisa Eccles  
 Spencer P. Eccles  
 Christian Gardner  
 Kem C. Gardner  
 Kimberly Gardner  
 Natalie Gochnour  
 Brandy Grace  
 Clark Ivory  
 Mike S. Leavitt  
 Derek Miller  
 Ann Millner  
 Sterling Nielsen

Cristina Ortega  
 Jason Perry  
 Ray Pickup  
 Gary B. Porter  
 Taylor Randall  
 Jill Remington Love  
 Josh Romney  
 Charles W. Sorenson  
 James Lee Sorenson  
 Vicki Varela  
 Ruth V. Watkins  
 Ted Wilson

### Ex Officio (invited)

Governor Gary Herbert  
 Speaker Brad Wilson  
 Senate President  
 Stuart Adams  
 Representative Brian King  
 Senator Karen Mayne  
 Mayor Jenny Wilson  
 Mayor Erin Mendenhall

## Kem C. Gardner Policy Institute Staff and Advisors

### Leadership Team

Natalie Gochnour, Associate Dean and Director  
 Jennifer Robinson, Associate Director  
 Shelley Kruger, Accounting and Finance Manager  
 Colleen Larson, Administrative Manager  
 Dianne Meppen, Director of Survey Research  
 Pamela S. Perlich, Director of Demographic Research  
 Juliette Tennert, Director of Economic and Public Policy Research  
 Nicholas Thiriot, Communications Director  
 James A. Wood, Ivory-Boyer Senior Fellow

### Faculty Advisors

Matt Burbank, Faculty Advisor  
 Adam Meirowitz, Faculty Advisor

### Senior Advisors

Jonathan Ball, Office of the Legislative Fiscal Analyst  
 Gary Cornia, Marriott School of Business  
 Theresa Foxley, EDCUtah  
 Dan Griffiths, Tanner LLC  
 Roger Hendrix, Hendrix Consulting  
 Joel Kotkin, Chapman University  
 Darin Mellott, CBRE  
 Chris Redgrave, Zions Bank  
 Bud Scruggs, Cynosure Group  
 Wesley Smith, Western Governors University

### Staff

Samantha Ball, Research Associate  
 Mallory Bateman, Senior Research Analyst  
 DJ Benway, Research Analyst  
 Marin Christensen, Research Associate  
 Mike Christensen, Scholar-in-Residence  
 John C. Downen, Deputy Director of Economic and Public Policy Research  
 Dejan Eskic, Senior Research Analyst  
 Emily Harris, Demographer  
 Michael T. Hogue, Senior Research Statistician  
 Mike Hollingshaus, Demographer  
 Thomas Holst, Senior Energy Analyst  
 Meredith King, Research Associate  
 Jennifer Leaver, Senior Tourism Analyst  
 Levi Pace, Senior Research Economist  
 Shannon Simonsen, Research Coordinator  
 Joshua Spolsdoff, Research Economist  
 Paul Springer, Senior Graphic Designer  
 Laura Summers, Senior Health Care Analyst  
 Natalie Young, Research Analyst